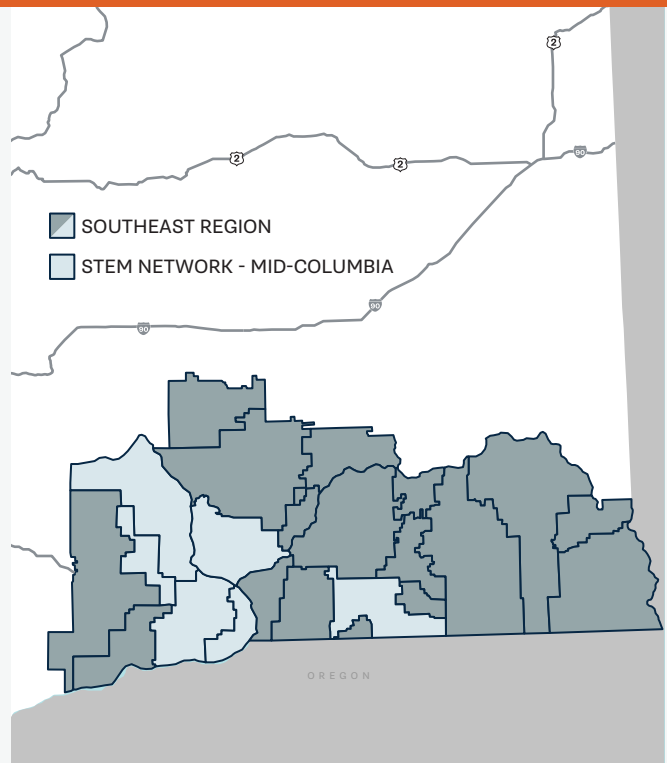


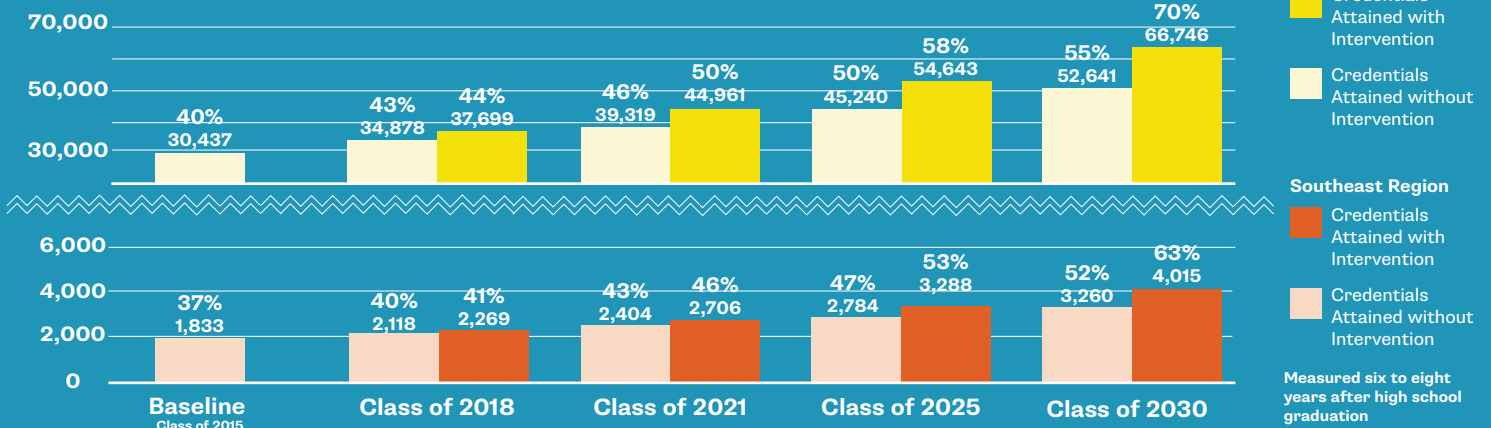


STEM BY THE NUMBERS: SOUTHEAST REGION

The Southeast Region is home to growing information and technology, education, healthcare, engineering, and construction industries, spanning from the Tri-Cities to Clarkston. The region is made up of 23 school districts, six of which are members of the Mid-Columbia STEM Network. The Network's business, education, and community partners are working to close credential attainment gaps, especially for students of color and students from low-income families. They aim to increase the number of local students who become computer and IT professionals, construction and trades professionals, teachers, engineers, and healthcare professionals, which have 1,456 annual projected openings combined over the next five years.

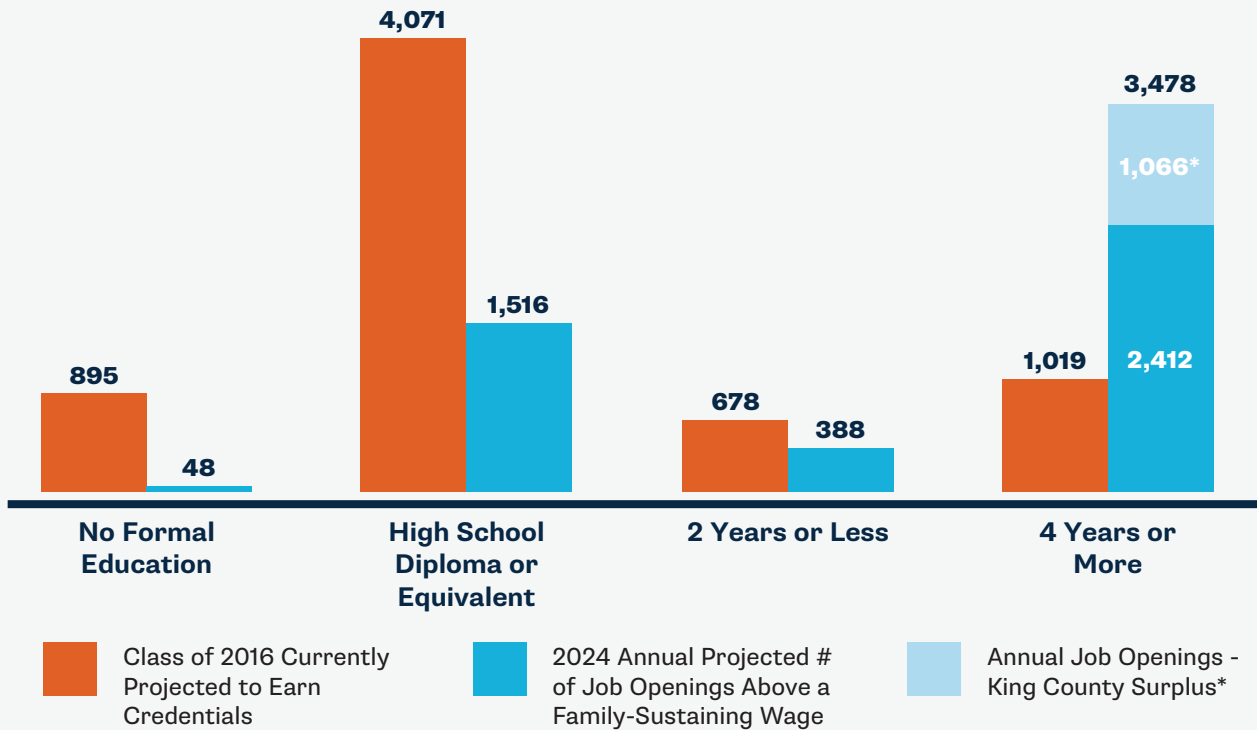


145 MORE CREDENTIALS PER YEAR = REGION ON TRACK



THE OPPORTUNITY: A STRONG DEMAND FOR STEM TALENT

SOUTHEAST REGION SUPPLY-DEMAND PROJECTIONS



By supporting more students to be on track to earn a high-demand credential, the Southeast Region will ensure that up to 4,364 available family-sustaining jobs (those that pay a regionalized wage of \$34,600 or more a year) could be filled by local young adults.

*Over the next 12 years, there will be a surplus of jobs in King County compared to the number of new, local, credentialed individuals in King County. That means that if other regions throughout the state only attended to their own regional job openings, King County would be sorely under-supplied by Washington state-originating kids. This surplus represents a proportion of the surplus jobs that could be supplied by students from the Southeast Region.

STEM LIKE ME!

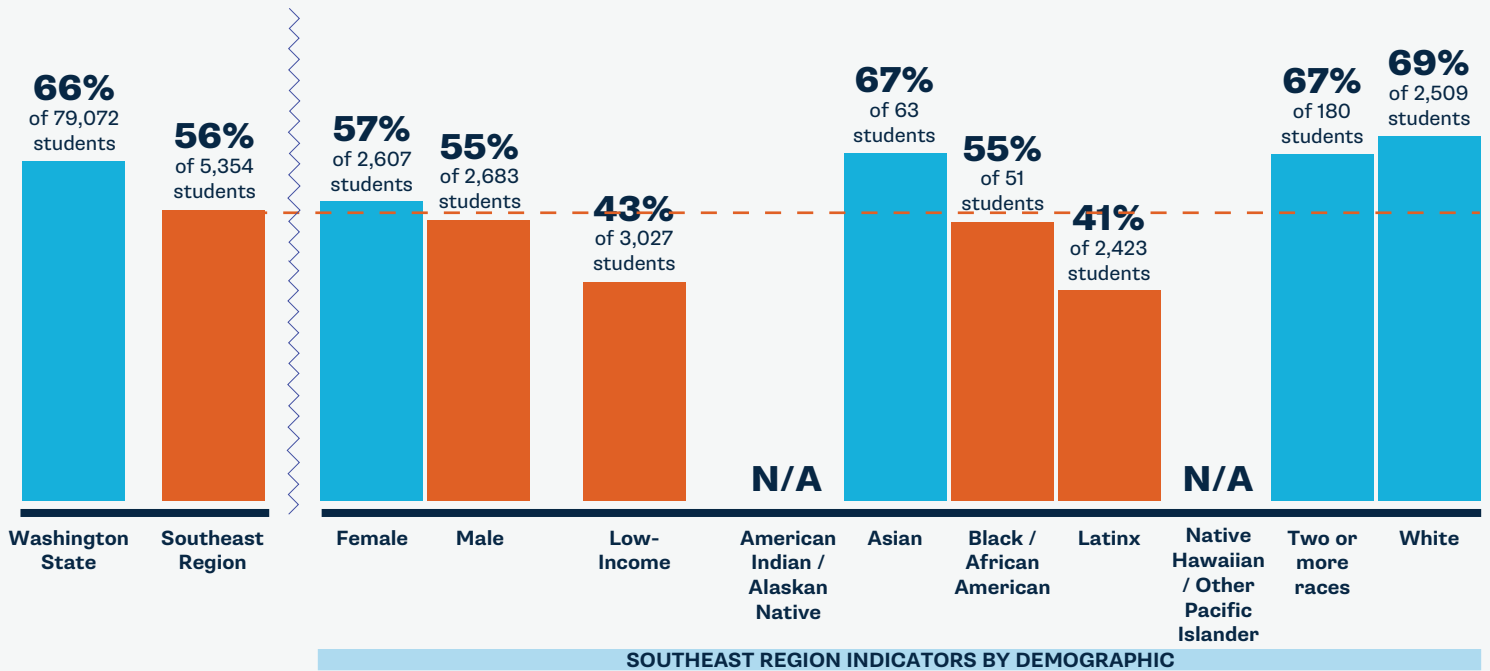
The STEM Like ME! Grant award program invites pioneering educators to partner with the Mid-Columbia STEM Network and Dream Builder's Educational Foundation to enact their best ideas for providing students in any grade K-12, particularly those underrepresented in STEM careers, with rich and robust STEM learning experiences both in and out of school. Mini-grant awards of up to \$1,000 each help to provide an incentive for creative Mid-Columbia educators to take risks, pilot new ideas, and share promising practices. The impact is huge -with many students exclaiming participation in the program has inspired them to become engineers!



SOUTHEAST REGION K-12 STEM INDICATORS BY DEMOGRAPHIC

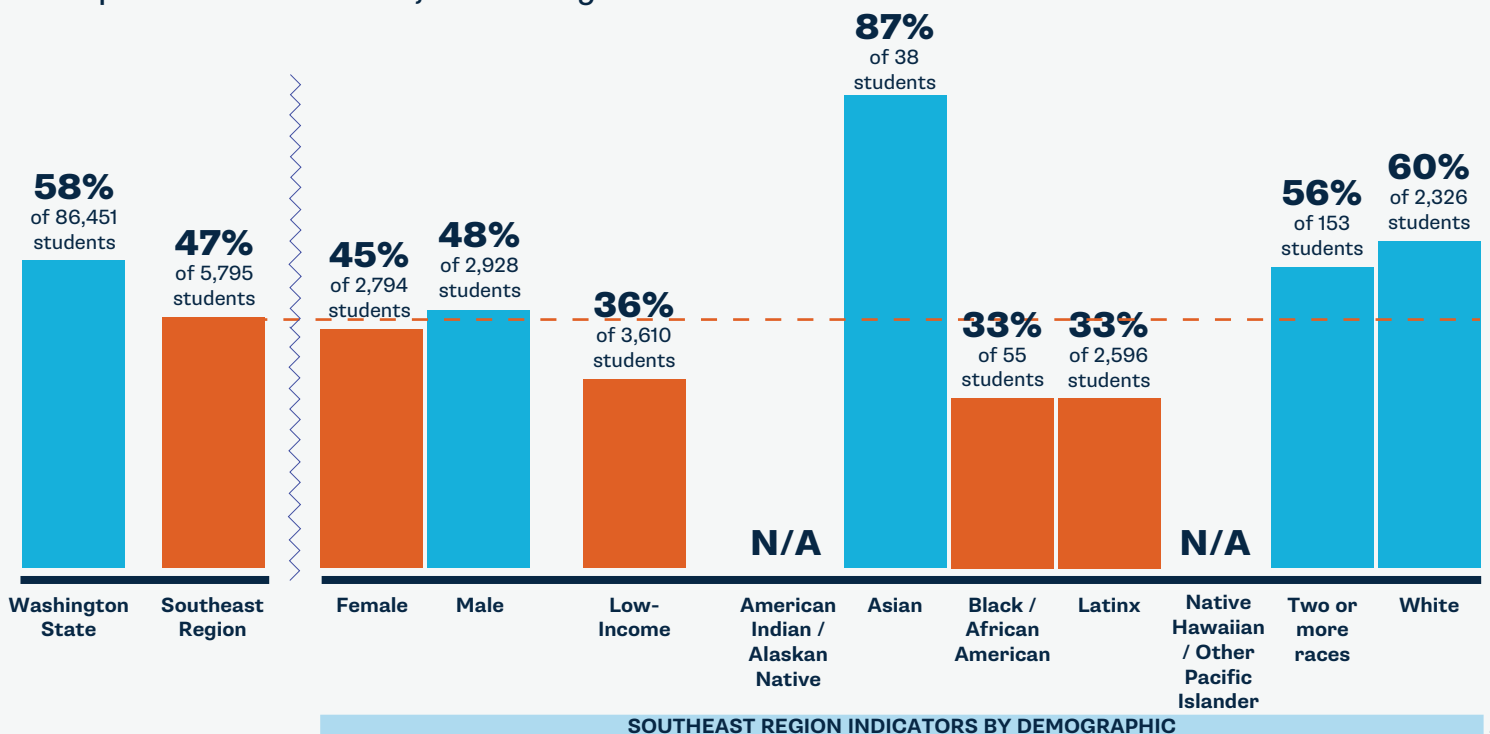
KINDERGARTEN MATH READY (2018)

56% of 5,354 Southeast Region children entering kindergarten are math ready compared to 66% of 79,072 children statewide.



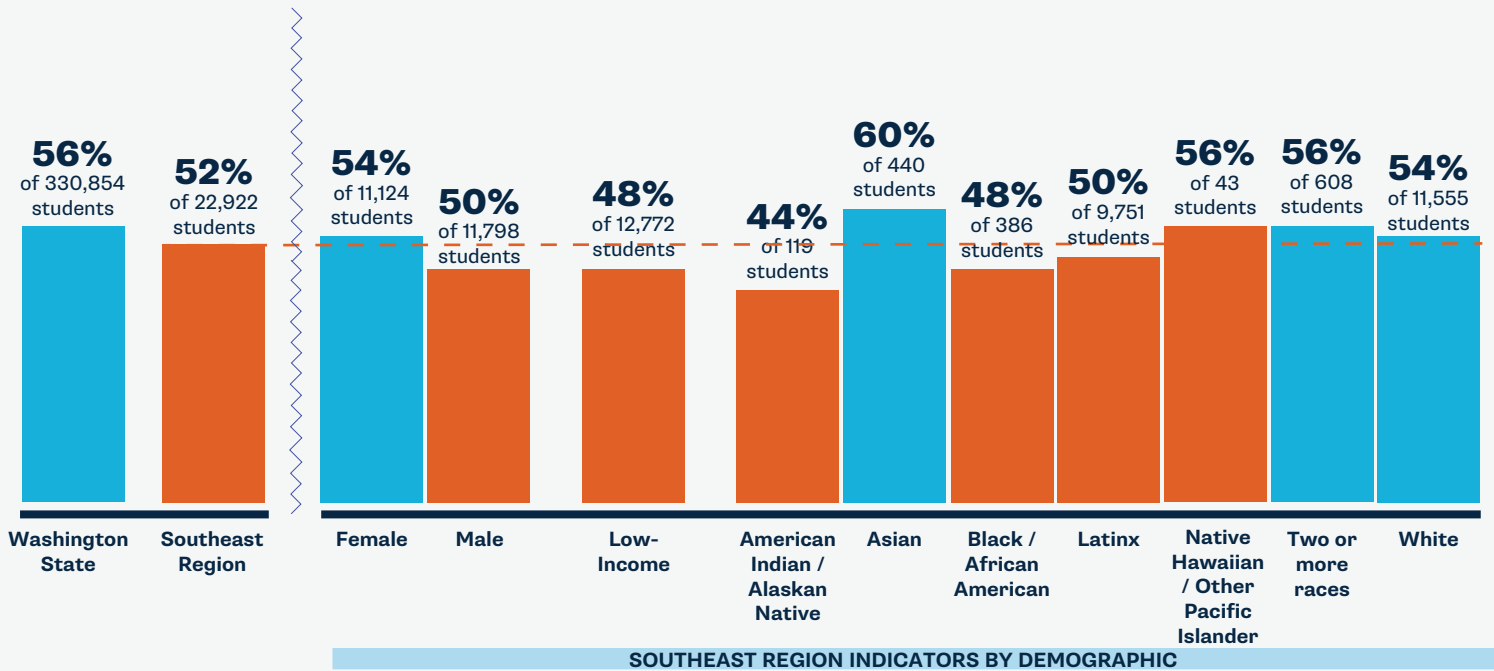
3RD GRADE MATH (2017)

47% of 5,795 of Southeast Region third graders meet grade level math standards compared to 58% of 86,451 third graders statewide.



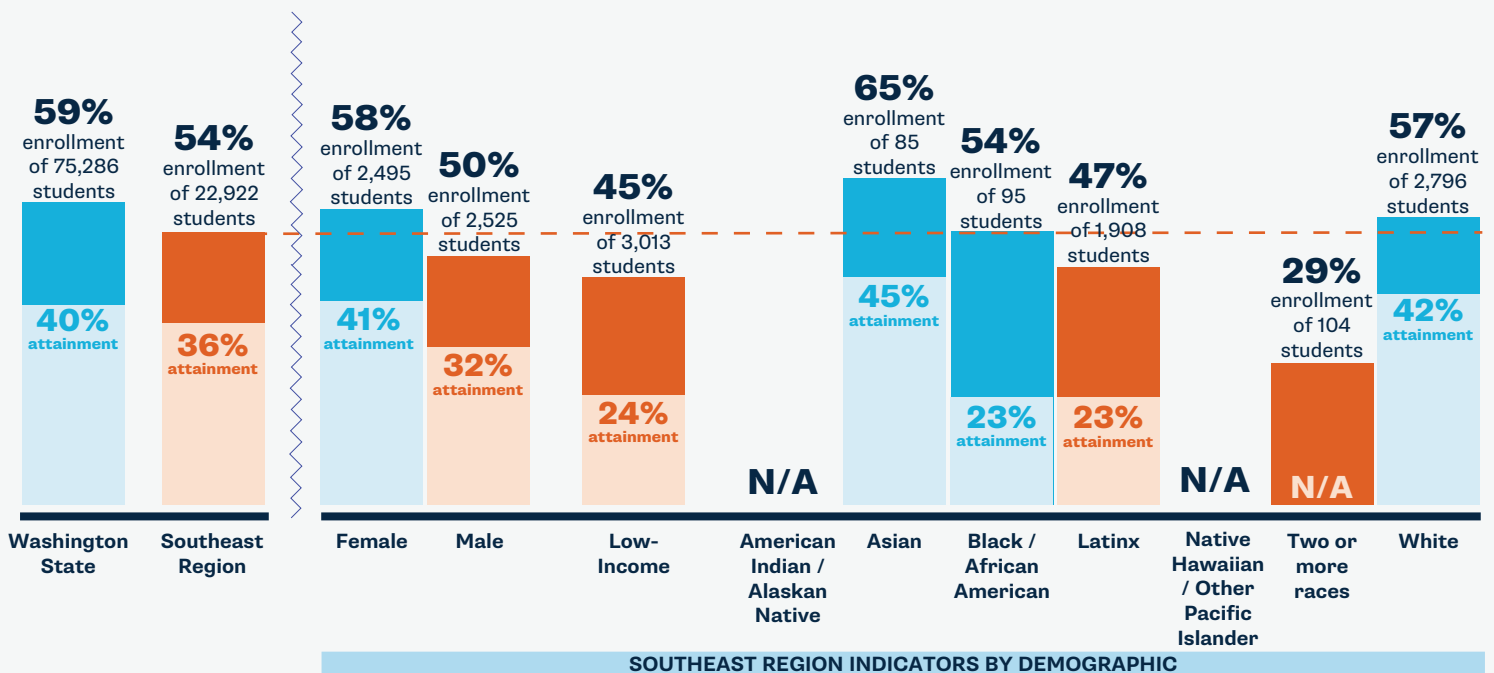
DUAL CREDIT (2017 9-12TH GRADERS)

52% of 11,124 Southeast Region high schoolers complete at least one dual credit course compared to 56% of 330,854 youth statewide.



CREDENTIAL ENROLLMENT/ATTAINMENT

54% of 22,922 of the originating ninth graders in the Southeast Region enroll in a postsecondary program and 36% of those originating ninth graders earn a credential by age 26.



Data citations and region-by-region analyses will be posted at www.washingtonstem.org/STEMbythenumbers.

For more information about early STEM and career pathways work in the Southeast Region, contact Mid-Columbia STEM Network director Deb Bowen, deb@stemlearning.org.

SOUTHEAST REGION STEM INDICATORS

Ready for Kindergarten

While 56 percent of all Southeast Region kids are math ready by kindergarten, high-quality early learning opportunities need to be more accessible to families of color and those that are lower-income to close math-readiness gaps.

TBD we are determining availability of high-quality early learning for families and supports for professionals in this region

56% of Southeast Region children entering kindergarten are math ready

K-8 STEM Learning

Between kindergarten and third grade, math-readiness and skills gaps widen for many students, which is correlated with success in related areas of study. School districts need resources and assistance to remove barriers and create opportunities in STEM for all students.

TBD we are determining the STEM indicators for each school district in this region in partnership with LASER

47% of Southeast Region third graders meet grade level math standards

Secondary Pathways

While students in the Southeast Region are overall less likely to complete dual credit** courses than their peers across the state, students of color and low-income students experience reduced access to and completion of these courses compared to their peers.

TBD we are determining availability of dual credit courses and career pathways programs by type and subject area in this region

52% of Southeast Region high schoolers complete at least one dual credit course

**Dual credit programs give students the opportunity to earn high school and college credit simultaneously. Completion of dual credit coursework is highly correlated with higher education enrollment and completion.

Credential Enrollment/Attainment

Of the originating ninth graders across the state, 59 percent enroll and 40 percent complete a credential. While Southeast Region students enroll and complete at comparable rates, the region is working to expand credential pathways capacity to close opportunity gaps for key student groups.

TBD we are determining local higher education and career training program capacity in this region

54% of the originating ninth graders in the Southeast Region enroll in a postsecondary program and 36 percent of those originating ninth graders earn a credential by age 26.



STEM by the Numbers is a series of regional reports which examines data that tells us about Washington students' access to credentials and family-sustaining jobs. Together with our partners, we are advocating for and developing regionalized, cross-sector, and longitudinal data. We highlight student outcomes above, and in future publications we will report on systems indicators, like high school course offerings and availability of STEM professional learning and supports.

Data citations and region-by-region analyses will be posted at www.washingtonstem.org/STEMbythenumbers.

For more information about early STEM and career pathways work in the Southeast Region, contact Mid-Columbia STEM Network director Deb Bowen, deb@stemlearning.org.

REGIONAL TOP INDUSTRIES AND STEM JOBS

MEDICAL ASSISTANTS & NURSES

Annual # of Openings: 396
Credential: Certificate → Bachelor's
Average Regional Wage: \$66,000

CONSTRUCTION & TRADES PROFESSIONALS

Annual # of Openings: 385
Credential: Apprenticeship
Average Regional Wage: \$65,000

K-12 EDUCATORS

Annual # of Openings: 353
Credential: Bachelor's
Average Regional Wage: \$58,190

NUCLEAR RELATED OCCUPATIONS

Annual # of Openings: 155
Credential: Bachelor's
Average Regional Wage: \$108,266

ON-SITE CAREER CONNECTED LEARNING EXPERIENCES

The Mid-Columbia STEM Network works to prepare students for high-paying careers by conducting on-site career connected learning experiences and recruiting and training classroom volunteers. A STEM-literate workforce attracts industry investment and spurs economic growth.

Pictured below are students from a physics class at River View High School, which is part of the Finley School District. The students visited Framatone in Richland on a site tour. Framatone supports...and services. The students.....operating services. The Mid-Columbia STEM Network facilitated the visit for these students to help them see that high-valued STEM careers are available in the Tri-Cities.



By 2030, Washington STEM and our statewide partners aim to **triple the number of students** of color, students from low-income and rural families, and young women who are on track to earn high-demand credentials and enter family-sustaining careers in the state.